



# ASSEMBLYMEMBER GREG WALLIS

LIFTING UP FAMILIES  
IN AD 47





# TABLE OF CONTENTS

1. [Thank you page](#)
2. [2024-25 Proposed Budget](#)
3. [Where are Impactful Investments Needed in 2024](#)
4. [2023 Legislative Wins](#)
5. [Data Sources and References](#)
6. [Minimum Wage](#)
7. [Workforce](#)
8. [Strengthening and Supporting Whole Families](#)
9. [Earned Income Tax Credit and Youth Tax Credit](#)
10. [Poverty](#)
11. [Head Start](#)
12. [TK & Mixed Delivery](#)
13. [Childhood Hunger in CA](#)
14. [Infrastructure Grant Program](#)
15. [Child Care Capacity](#)
16. [County Portfolio](#)
17. [Community-Based Family Support Organization Spotlight](#)
18. [Program Types](#)
19. [Program Types \(pt. 2\)](#)
20. [How Providers are Reimbursed](#)
21. [Partners](#)



# THANK YOU

We would like to extend our gratitude to Governor Newsom and the State Legislature for prioritizing the needs of families and children last year. In 2023, historic investments were made to better resource the programs that lift up families as well as value California's family child care providers and workforce.

Further, your collective commitment and leadership resulted in eliminating family fees for over 375,000 families and capping fees at 1 percent for families over or above 75 percent of the State Median Income. You provided \$1.4 billion to provide a cost plus rate to the family child care provider and center workforce. And you made permanent a 10 percent increase to CalWORKs grants. And finally, there was recognition that community-based programs if funded will then have the capacity to better connect families to critical core services.

For 2024, we again look to your future vision and leadership to protect the investments that are now in effect and bettering the lives of working families as well as keeping access open to child care. We look to build upon these efforts by pursuing a **No Wrong Door Policy** wherein any family in need can access critical programs such as child care, immigration, domestic violence, food, mental health screening, housing and more via public and private community collaboratives.

We look forward to partnering with you to end the cycle of poverty where many families are struggling now and for the next generation.



# CALIFORNIA'S PROPOSED 2024-25 BUDGET

The January 10 released proposal protects many of the investments promised to families, children and the early care and learning workforce. Highlights include:

## POSITIVES

- Continues working to fully fund 200,000 new child care slots by 2026-27
- Continues funding to honor agreement with the CCPU inclusive of the cost plus payments to family child care providers and centers
- Continues work to develop a single rate structure and an alternative methodology for child care reimbursements
- Maintains California's universal meals commitment to provide two free daily meals for all students
- Proposes 0.8 percent increase to CalWORKs grant increase
- Proposes cost-of-living adjustment for programs such as child nutrition, and state preschool of 0.76 percent
- Proposes automation changes to implement foster care rate reform

## Concerns

- Delay of \$10 million from the Preschool Inclusion Grant program
- Delay of \$550 million for CSPP, TK, and Full-Day Kindergarten Facilities Grant Program
- Proposes several cuts to programs in CalWORKs and serving foster youth
- Delay of \$80 million for the Bringing Families Home Program
- Reduction of \$13.7 million for housing navigators



# WHERE ARE IMPACTFUL INVESTMENTS NEEDED IN 2024

- **Fight hunger over the summer months:** bridge the summer hunger gap by boosting Summer EBT benefits with an extra \$80/month. Expand access to nutritious meals and allow caregivers to sit down with their children to eat meals.
- **Prepare California to implement new CCDF regulations:** presumptive eligibility, payment upfront, caps on copayments, and supply grants for providers are coming. California should take the lead and begin implementation of these policies.
- **Aligning subsidized child care with the private market:** moving to paying child care providers upfront for the care they provide subsidized families is fair, gives providers more stability, and makes it easier for providers to accept more families using subsidized care.
- **Implementing 24-month eligibility for ALL child care programs:** In 2022, SB 1047 (Limon) extended the eligibility window from 12-months to 24-months for all child care programs EXCEPT CalWORKs. ([NOTE: AB 1808 \(Nguyen & Davies\) just introduced to extend 24-months to CalWORKs](#))
- **Reimagine CalWORKs:** build on the Governor's proposal to [pursue new federal pilots to ensure CalWORKs is family-centered, not sanctioning parents](#) in excess of federal requirements and enabling families to self-determine participation.
- **End Deep Child Poverty:** [ensure CalWORKS grants are at least 50% of the current year federal poverty level for all families.](#)
- **Sustain and Expand Access to Diapers and Menstrual Products:** Support the current funding for diaper banks in purchasing diapers and wipes, broaden reach, and expand the highly successful Menstrual Products Pilot.
- **Support Food4All:** expand eligibility for California Food Assistance Program (CFAP) nutrition benefits to all Californians ineligible for CalFresh solely due to their immigration status. No exceptions, no exclusions, no delays.
- **Ensure CalFresh Benefits are Adequate:** Provide a permanent state supplement to ensure CalFresh benefits are at least \$50 for all households statewide.
- **Support It Takes A Village whole family anti-poverty strategies:** expand Promise Neighborhoods and regional network whose proven whole child approach aligns systems from cradle to career.



# 2023 LEGISLATIVE WINS

2023 was a historic year for legislative investments in family support services. Below are some examples of chaptered bills that will benefit California's families and children.



- [AB 289 \(Holden\)](#) Mental health services: youth representation.
- [AB 346 \(Quirk Silva\)](#) Income tax credits: low-income housing: California Debt Limit Allocation Committee rulemaking.
- [SB 348 \(Skinner\)](#) Pupil meals.
- [AB 393 \(L. Rivas\)](#) Childcare: dual language learners.
- [AB 614 \(Wood\)](#) Medi-Cal.
- [SB 469 \(Allen\)](#) Housing: publicly funded low-rent housing projects.
- [SB 521 \(Smallwood-Cuevas\)](#) CalWORKs: pregnancy or parenting.
- [SB 628 \(Hurtado\)](#) State Healthy Food Access Policy.
- [SB 722 \(Ochoa-Bogh\)](#) Daycare facilities: incidental medical services plans.
- [AB 928 \(Rendon\)](#) CalFresh Data Dashboard: students.



# DATA SOURCES & REFERENCES

## Child care & Early Learning

- [Federal Proposed Child Care & Development Fund \(CCDF\) Regulatory Changes](#)
- [The Infant/Toddler Child Care Crisis: Impact on families, businesses, and taxpayers](#)
- [Dual Language Learner Facts](#)
- [State Median Income \(SMI\) levels for FY 2023-24](#)
- [Federal Head Start Workforce and Consistent Quality Programming – Public Comment Period](#)
- [Reimbursement Ceilings for Subsidized Child Care](#)
- [CDSS Child Care & Development Division](#)
- [Investing in Early Care and Education: The Economic Benefits for California](#)
- [California Child Care Data & State Fact Sheet](#)
- [Child Care Multipliers](#)

## Poverty

- [2023 Federal Poverty Levels](#)
- [Poverty in California 2023](#)
- [Visual: Poverty Without the Social Safety Net](#)
- [PPIC: Poverty in California increased between 2021 and fall 2023](#)
- [California Department of Public Health: Children in Poverty](#)

## Other

- [2022 Federal Census Track Information](#)
- [California Unemployment Rate](#)
- [CDSS CalFRESH Program](#)
- [California KidsData for every elected officeholder](#)

data =  
knowledge  
= power



# MINIMUM WAGE INCREASES IN CONTEXT

Decades of consistent increases...

2000 → \$5.75

2024 → \$16.00

178%  
INCREASE



Without IMPLEMENTING  
*rate reform in 2025...*  
**CHILD CARE PROVIDER  
REIMBURSEMENT** will  
*revert to...*

\$3-\$8

- Based on the 2018 regional market rate survey

Consistently **stagnant** and low wages for **highly qualified** early learning professionals means **low retention** and recruitment rates and less people available to **support** parents and children!

Does this seem  
equitable to you?





# THE WORKFORCE BEHIND THE WORKFORCE



## Worker Exodus

33%

reduction in child  
care centers  
between 2020 and  
2021

14%

reduction in  
family child care  
homes between  
2020 and 2021

Family support workers,  
including child welfare,  
are also exiting the field  
due to high stress and  
not enough staff to  
maintain quality work

## Economic Costs \$17 Billion

Lost per year in  
California due to  
the infant-toddler  
child care crisis

California early learning and care providers need legislators who will care for them so that they may care for others. This workforce allows parents to work, gives families resources to thrive, and creates safe places for children learn and grow.

On June 26, 2023, 843 licensed California family child care providers attended a virtual meeting seeking beneficial ways to serve more families that need infant care.

Providers shared their fears on being forced to close as filling non-infant child care slots becomes increasingly difficult while attracting and retaining staff seems impossible with low compensation. The same is true in the family support workforce.

We must uplift families by investing in the workforce that supports them. Solutions include:

- Increased compensation for caregivers
- Additional support and training for managers
- Creating a more positive and safe work environment



# STRENGTHENING & SUPPORTING WHOLE FAMILIES

## Department of Social Services

- Child Care
- CalWORKs
- CalFresh
- Child & Adult Care Food Program (CACFP)
- Immigration
- Housing
- Foster Care
- Child Welfare



## California Department of Education

- California State Pre-School
- Transitional Kindergarten
- Universal Pre-Kindergarten
- Migrant Education
- Head Start

## Department of Health and Human Services

- Supplemental Nutrition Assistance Program (SNAP)
- Home Visiting
- Mental Health & Substance Abuse Services
- Emergency Preparedness
- Medi-Cal
- Trauma Screenings & Trauma Informed Care



## California Managed Risk Medical Insurance Board

- California Healthy Families Program



## Multifaceted Needs of Families

For families struggling with multiple poverty related stressors, a coordinated multi-prong approach is needed to lift families to stability, self-sufficiency & to break the cycle of poverty.



# EMPOWERING FAMILIES WITH TAX CREDITS

The California Earned Income Tax Credit (CalEITC) and the Young Child Tax Credit (YCTC) are proven tools for fighting poverty and building a more prosperous, equitable future. These credits help Californians earning less than \$30,000 afford critical expenses like food, housing, and child care. These credits combat long-standing racial and gender inequities - about 3 in 4 CalEITC-eligible Californians are people of color, 52% are women, and 35% are immigrants (who are unable to claim federal credits)

## Help 2.6 Million Workers & Families Afford Basic Needs by Increasing the Minimum CalEITC

**Raising the minimum credit from \$1 to \$300 would:**

- **Put more money into the pockets of low-income workers.** 88% of CalEITC recipients get less than \$300, and 43% get less than \$100. The majority are ineligible for the federal EITC, making a larger state credit even more critical.
- **Likely boost CalEITC take up.** Most Californians who miss out on the CalEITC are eligible for tiny credits, suggesting that a larger credit would help justify the significant time and effort it takes to navigate barriers to filing, encouraging greater participation.

**Impact/Benefit:** This would put \$475M into the pockets of around 400,000 workers supporting children and 2.2 million workers who are not supporting children

## Cut Poverty for Around 500,000 families by Extending the YCTC to Excluded Families

**Extending the YCTC to all CalEITC-eligible families would:**

- **Provide \$1,116 to low-income families with children ages 6+.** 62% of CalEITC-eligible families are excluded from the YCTC, causing families to lose access to this critical source of income when their children turn 6.
- **Benefit families who are excluded from the full federal Child Tax Credit.** Most families with incomes under \$30,000 are excluded from the full \$2,000-per-child federal CTC, making access to California's YCTC even more critical.

**Impact/Benefit:** This would put about \$540M into the pockets of 500,000 families.

## Maintain \$20M of Ongoing Funding for Free Tax Preparation Assistance, and Education and Outreach Funding

**Maintaining tax prep, education and outreach funding would:**

- **Improve the impact of the CalEITC and YCTC.** The majority of Californians benefiting from the CalEITC and YCTC use commercial tax preparers to claim credits - we need to ensure families have access to free filing services, avoid predatory practices from paid preparers, and claim the full credit amount.
- **Allow lowest-income Californians to access tax prep and ITIN application services year round.**

## Reasons to Strengthen the CalEITC and YCTC

- **Economic hardship continues, especially for low-income and communities of color.** Nearly 1 in 5 Black and Latinx Californians have been thrust back into poverty as pandemic-era federal policies expired. Between 2022 and 2023, job and income growth have slowed, consumer spending has declined, and unemployment has climbed.
- **Expiration of the expanded federal Child Tax Credit (CTC) sent children and families back into poverty.** Overall poverty in CA surged to 16.4% in 2022, a significant jump from the 11.0% rate recorded in 2021, and child poverty doubled from 7.5% to 16.8%.
- **Low-income tax credits are great local investments.** For every \$1 spent on state tax credits, \$1.70 goes back into local economies



# IMAGINE

We are secure.  
We are respected.  
We are nourished.  
We are valued.  
We are free.



END  
CHILD  
POVERTY  
California

## The debate is over: the government is effective in fighting poverty when it acts.

The expanded Child Tax Credit, Pandemic-EBT, and other pandemic-era programs supported our children and families.

## Pandemic-era programs cut child poverty in half.

Since they went away, child poverty has skyrocketed.



2023 IMAGINE End Child Poverty CA Rally in Sacramento

There is an urgent need for continued state and federal actions for equitable revenues and investments.

The expiration of successful anti-poverty policy interventions disproportionately impacts Black and Brown families.

## There is hope.

Governor Newsom declared ending child poverty as the North Star of his administration.

Leadership in both houses of the Legislature prioritize this goal.

Since the **Lifting Children and Families out of Poverty Task Force Report** was published in 2018, policy action has been taken on 38 of the original 43 recommendations, with over \$14 billion in ongoing investments to date, not including major new policy victories like establishing HOPE Accounts.

## California Poverty By The Numbers

- Nearly **1 in 3** Californians live in or near poverty because of the high cost of living.
- California has the highest poverty rate of all 50 states, with a Supplemental Poverty Measure (SPM) of **13.2%**.<sup>1</sup>
- Child poverty in California rose by historic levels, from **9.0%** in fall of 2021 to **13.8%** in early 2023 according to the California Poverty Measure (CPM).<sup>2</sup>
- Yet, **3.2 million** more Californians (8.4%) and **1.3 million** (14.9%) children would have been in poverty if not for social safety net programs.
- CalFresh kept **1.1 million** Californians (3.0%) out of poverty in 2023.<sup>3</sup>
- The expanded Child Tax Credit cut child poverty in California by **42%** in 2021.
- Deep child poverty was nearly constant from 2021 to 2023, rising only from 3.3% to **3.4%**.

Poverty is, and has always been, a policy choice. California must continue to lead. We call on the Governor and Legislature to enact the bold policies needed to build an abundant, poverty-free future.

<sup>1</sup> United States Census Bureau. "Poverty in the United States: 2022." Current Population Reports. September 2023.

<https://www.census.gov/content/dam/Census/library/publications/2023/demo/p60-280.pdf>

<sup>2</sup> Bohn, Sarah, et al. "Poverty in California." Public Policy Institute of California. October 2023. <https://www.ppic.org/publication/poverty-in-california/>

<sup>3</sup> Pryor, Laura. "Poverty Rapidly Increased for California's Youngest Children." California Budget & Policy Center. November 2023.

<https://calbudgetcenter.org/resources/poverty-rapidly-increased-for-californias-youngest-children/>



# California

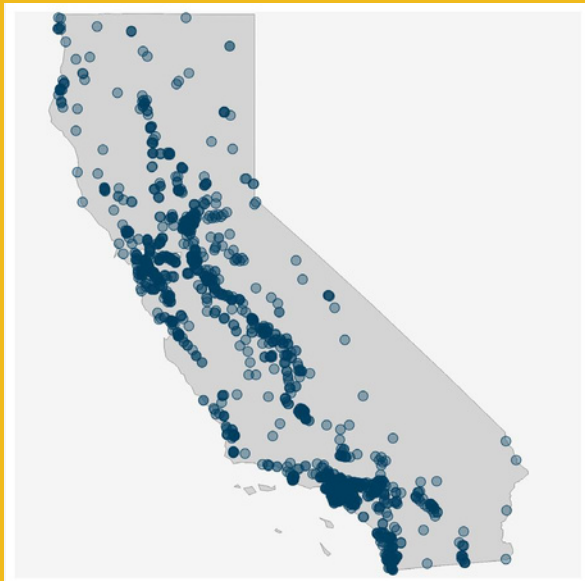
## 2023 Head Start & Early Head Start Profile

“Having grown up in a predominantly agricultural town, in a low-income household with a single parent, the odds were stacked against me. Head Start helped me beat those odds by helping me gain confidence as a learner and giving me a teacher that became a lifelong mentor.”

— Darline Garibay, *Oxnard*



Visit [nhsa.org/locator](https://nhsa.org/locator) to view state maps in detail.



• **1,835**  
**Head Start and Early Head Start Centers Statewide**

**\$1,320,500,737**

### FY22 Funding

(Excluding Migrant and Seasonal Head Start Funding)

**94,577**

### Funded Slots Statewide

**61,205**

Funded **Head Start** Slots

**25,628**

Funded **Early Head Start** Slots

**499**

Funded **American Indian / Alaska Native Head Start** Slots

**204**

Funded **American Indian / Alaska Native Early Head Start** Slots

**7,041**

Funded **Migrant and Seasonal Head Start** Slots



# BUILDING A MIXED-DELIVERY SYSTEM

California's early care and education mixed-delivery system provides families with high-quality child care and preschool options administered through center- and home-based programs, Head Start, Early Head Start, the California State Preschool Program and public schools to ensure access to high-quality, affordable early care and education options for children and their families.

An appropriately funded mixed-delivery system, which would draw on the decades of expertise and existing infrastructure in the early care and education sector, is essential to serving our state's youngest learners, including infants and toddlers and preschool-aged children. It is the most cost-effective and sustainable solution to deliver affordable high-quality early care and education to all. A true mixed-delivery system requires coordination and alignment across administering agencies.

## **Supports choice and flexibility for families:**

- Working families need access to options with hours that meet their needs. Programs within the mixed-delivery system provide a variety of early care and education options that range from part-day to full-day care and school year to full-year care which allows families to choose the program that best meets their needs.
- Parents at all income levels and across geographies need the ability to choose which program is best suited for their children and family needs.
- Alongside public counterparts, community providers ensure that numerous affordable options exist for children, especially in at-risk areas.

## **Protects diversity in the provider network:**

- The community-based early care and education space is comprised of predominantly small businesses operated by women—primarily by women of color.
- These providers currently serve the majority of young children across a range of settings, both home- and center-based.

## **Ensures high-quality experiences for children:**

- Children benefit from continuity of experience with the same caring adults throughout the day and year.
- Collectively, community-based programs, whether center-, home-, or faith-based, provide a continuous experience for children and families across all working hours—which simultaneously benefits parents.

## **Expansion of Transitional Kindergarten and Impacts on the Broader Mixed-Delivery System:**

- When community-based providers lose pre-K children to programs in the public schools, they will need to raise prices significantly for infants and toddlers, rendering these services unaffordable for many families. If providers cannot maintain enrollment at these higher prices, many will have no choice but to close their doors.
- Closures of community-based options would cause a significant shortage—beyond the shortages that already exist today in child care deserts across the country.
- Program closures and child care shortages would negatively impact the economy as industry jobs are lost (both providers and educators) and parents are forced to drop out of the workforce due to lack of adequate care options.
- While the TK program allows for community-based providers to offer wraparound services through the Expanded Learning Opportunities Program (ELOP), there are logistical hurdles to providing developmentally appropriate services and the per child reimbursement is insufficient.



# CHILD HUNGER DISPARITIES IN CALIFORNIA

## A Call to Action for Equity and Change

No child should go hungry, yet [the latest food insecurity data](#) shows that nearly 26% of households with children in California are food insecure, with deep disparities for Latinx & Black households. With California's economic standing as the fifth largest economy globally, it is unacceptable to have the highest percentage of children in poverty in the United States.

Food insecurity has serious impacts on families and children's well-being. Families experiencing food insecurity have to make tough decisions that no one should face such as deciding between buying groceries or paying rent. No parent should have to skip a meal in order for their children to eat.

Highly effective food programs aim to alleviate hunger such as CalFresh, School Meals for All, the new nationwide Summer Electronic Benefit Transfer (EBT), and WIC along with food banks across the state, play a crucial role in providing access to nutritious food for families in need.

These programs bridge the gap and ensure children receive the nourishment required for healthy growth and development. SNAP and Summer EBT boost benefits to help struggling families and create a multiplier effect, increasing economic impact locally and statewide. [Each \\$1 of federal SNAP benefits during a downturn generates between \\$1.50 and \\$1.80 in economic activity.](#)

We applaud California for being the first state in the nation to enact school meals for all, ensuring all children can receive two free meals at school at no cost. Yet with so many children experiencing hunger, California must strengthen the safety net and bolster nutrition programs that ensure the well-being of our children.



## CA ECE Facilities Overview:<sup>1</sup>

- More than 70% of centers and 63% of family child care homes need moderate or major renovations.
- Over 60% of California's children live in a child care desert
- Since 2008, CA lost 30% of licensed child care spaces. The COVID-19 pandemic exacerbated this problem.

## Background:

In the 2020-21 and 2021-22 budget years, California allocated \$350.5 million for the Child Care and Development Infrastructure Grant Program, a program established in the 2019-20 budget but paused and funding swept back into the General Fund at the beginning of the COVID-19 pandemic. The Legislature reinstated funding over the two budget years. The Program is managed by the California Department of Social Services (CDSS) in partnership with the Low Income Investment Fund. Funding is used for child care provider facility repair and renovation projects as well as new construction and major renovation. In 2022, more than 5,000 child care providers from all 58 counties responded to the request for applications for minor repair and renovation projects requesting over \$380 million to upgrade and retrofit their program spaces. Unfortunately, the program only had \$200.5 million available, leaving over 1,000 providers with unmet facility needs. To date, 3,813 providers have been approved for funding preserving and enhancing spaces for 125,000 children and preserving 24,000 jobs. Over 1,800 providers applied for the 2023 new construction and major renovation grant opportunity, with requests totaling over \$600 million.

## IGP Fact Sheets by County

- [Riverside](#)
- [San Bernardino](#)

## Why More is Needed:

California's investment in this program is historic. It is the first statewide program to support the facility needs of child care providers and the children they serve, and it is the largest of its kind in the country. Build Up California continues to work to ensure all providers are able to access the program in the future. However, we know \$350.5 million was just the beginning of what is needed for the field, and current funding did not meet demand.

Investing in physical ECE infrastructure continues to be especially important so providers can expand and offer developmentally appropriate environments that meet the needs of infants and toddlers. According to a 2019 report from Catalyst California, California's early care and education facilities infrastructure only had the capacity to serve less than a quarter of our youngest learners. Out of the nearly 1 million children under age two who need quality child care in California, there are only 47,000 publicly funded seats.<sup>2</sup> Sixty percent of California children from low-income families live in areas with a very low supply of ECE.<sup>1</sup> Demand far exceeds supply for high-quality child care, particularly for low-income families, and the COVID-19 pandemic has only exacerbated California's early learning and care capacity problem.

Our current request for an additional \$50 million to be added to the Infrastructure Grant Program is a small step towards addressing the gap in needed and available child care seats and provide funding for necessary repairs, renovation and new construction and recognizing the State's historic commitment to facilities and the work that's been done to build the necessary infrastructure for administering the grants.

<sup>1</sup> Early Childhood Facilities: What Research Tells Us

<sup>2</sup> FUTURE: Tackling the Facilities Challenge for Our Youngest Learners



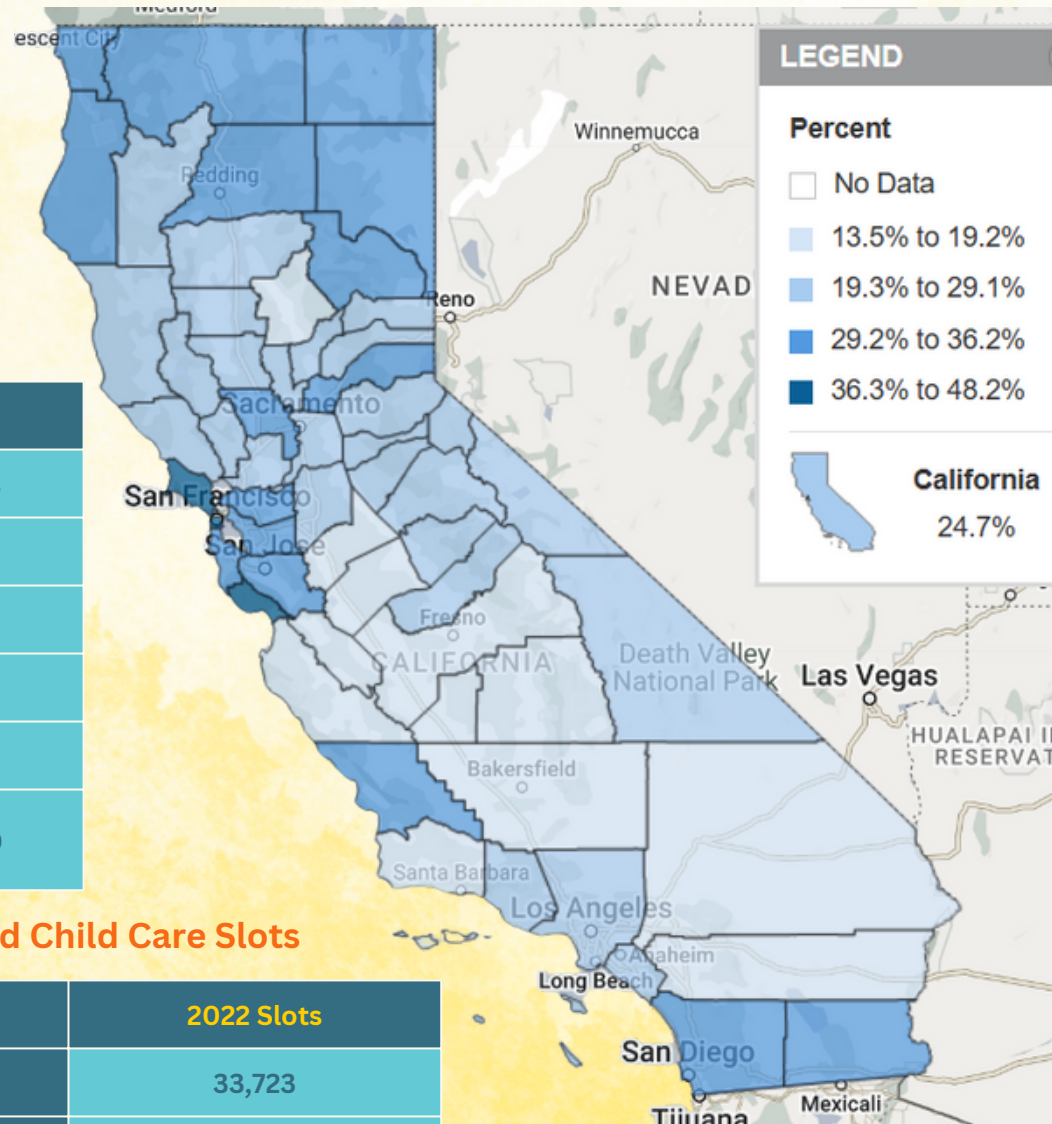
# CHILD CARE CAPACITY ACROSS CALIFORNIA

## 2021 Child Care Capacity by Age Group

Age Group	Total
Ages 0-2	1,320,243
Ages 3-5	1,429,229
Ages 6-10	2,525,335
Ages 11-13	1,538,528
Ages 14-17	2,133,825
Total for Ages 0-17	8,947,160

## Subsidized Child Care Slots

Program	2022 Slots
CalWORKs S1	33,723
CalWORKs S2	25,786
CalWORKs s3	64,029
VOUCHERS (CAPP)	161,332
EMERGENCY CHILD CARE BRIDGE	5,537
GENERAL CHILD CARE CENTERS & FAMILY CHILD CARE HOME EDUCATION NETWORKS	82,271
MIGRANT PROGRAMS	4,300
TOTAL	376,977



[See County Level Data Here](#)



# COUNTY CHILD CARE PORTFOLIO



## Riverside County

### Family & Child Data

The 2021 California Child Care Portfolio, the 13th edition of a biennial report, presents a unique portrait of child care supply, demand, and cost statewide and county by county, as well as data regarding employment, poverty, and family budgets. The child care data in this report was gathered with the assistance of local child care resource and referral programs (R&Rs). R&Rs work daily to help parents find child care that best suits their family and economic needs. They also work to build and support the delivery of high-quality child care services in diverse settings throughout the state. To access the full report summary and county pages, go to our website at [www.rnnetwork.org](http://www.rnnetwork.org).

PEOPLE <sup>1</sup>	COUNTY			STATE		
	2018	2021	CHANGE	2018	2021	CHANGE
Total number of residents	2,419,897	2,477,971	2%	39,864,538	39,142,991	-2%
Number of children 0-12	422,614	409,235	-3%	6,578,476	6,288,604	-4%
Under 2 years	59,671	56,742	-5%	941,215	876,608	-7%
2 years	30,845	29,012	-6%	489,567	443,635	-9%
3 years	31,596	30,307	-4%	503,509	457,604	-9%
4 years	31,771	31,014	-2%	503,657	481,746	-4%
5 years	31,912	32,417	2%	506,494	489,879	-3%
6-10 years	166,042	162,259	-2%	2,576,958	2,525,335	-2%
11-12 years	70,777	66,484	-6%	1,057,076	1,013,797	-4%

CHILD CARE AVAILABILITY <sup>2</sup>	COUNTY			STATE		
	2019	2021	CHANGE	2019	2021	CHANGE
Children age 0-12 with parents in the labor force for whom a licensed child care space is available	18%	15%	-3%	25%	25%	0%

POVERTY <sup>3</sup>	COUNTY			STATE			FAMILIES IN POVERTY IN 2021 <sup>1</sup>	
	2018	2021	CHANGE	2018	2021	CHANGE		
Number of people living in poverty	306,452	280,367	-9%	4,969,326	4,733,036	-5%	COUNTY	STATE
Children 0-5 living in poverty	33,433	26,599	-20%	499,726	406,369	-19%		
Children in subsidized care <sup>4</sup>	16,661	17,108	1%	337,264	372,938	11%		
							13%	13%

### CHILD CARE AND FAMILY BUDGETS<sup>5, 6</sup>

Income Eligible Family Without Subsidy <sup>6</sup>		Income Eligible Family With Subsidy <sup>6</sup>		Median Family Income <sup>5</sup>	
<p><b>\$4,938 Monthly Income</b></p> <p>30% 18% 19% 33%</p> <p>Housing Preschooler Infant/toddler All other family needs (\$1,606)</p>		<p><b>\$4,938 Monthly Income</b></p> <p>30% 19% 60%</p> <p>Housing Family Fee All other family needs (\$2,938)</p>		<p><b>\$6,585 Monthly Income</b></p> <p>23% 13% 15% 49%</p> <p>Housing Preschooler Infant/toddler All other family needs (\$3,253)</p>	

Links:  
[Riverside](#)  
[San Bernardino](#)

Since 1997, the California Child Care Resource & Referral Network has produced the biennial California Child Care Portfolio. This presents a unique portrait of child care supply, demand, and cost statewide and county-by-county, as well as information on employment, poverty, and family budgets. The child care data in this report is gathered with the assistance of local child care resource and referral programs. This publication has consistently been relied on by policymakers, business leaders, health care professionals, educators, planning agencies, and child advocates to understand the child care needs of California families.





Quality

Support

Development

Education

## About

Supporting children, families, and early childhood educators since 1976, our programs provide immersive and supportive education programs, remove barriers to success, and help parents who struggle to make ends meet. Caregivers and early childhood educators benefit from career coaching, training and development, and supportive small business services.

## Child + Family Well-Being

CCRC strengthens the quality of children's relationships with adult caregivers to help foster healthy relationship and development. We take a leading role in addressing disparities in access to care since many families first go to their child care provider to address their mental health concerns. We engage parents and child care providers in discussion, training and coaching, to support their knowledge and understanding of infant and toddler development and trauma-informed best care practices.

## Research + Policy + Advocacy

CCRC is a trusted resource for lawmakers who rely on our experience and expertise. Utilizing environmental scans, research and evaluation, we build and sustain a base of support and action to improve child and family experiences today to ensure better outcomes for all Californians in the future.

## Community Outreach + Engagement

With over 50,000 clients in a total service area of 22,500 square miles, CCRC is one of the largest non-profits in California. We offer a wide variety of community events, trainings and conferences, and collaborate with local businesses, foundations, volunteers and donors to positively impact the local economy and quality of life in Southern California.

## Child Care Financial Assistance

You may qualify – a family of four with a household income of up to \$7,900/month is eligible. Child care is available, including nights and weekends. Whether it's a grandparent or trusted neighbor, your care provider is your choice.



## VISION

Healthy and strong children and families living in thriving communities.



## MISSION

CCRC cultivates child, family and community well-being.



## VALUES

- We strive for **excellence** in all that we do.
- We create new and **innovative** ways to serve our community.
- We live our values through **collaboration**.
- We treat everyone with **respect**.
- We are **dedicated** to every client's success.
- We act with **integrity** in our daily actions.



# PROGRAM TYPES



## DIRECT CONTRACTS – TITLE 5 SUBSIDIZED CHILD CARE

CDE administers the California State Preschool Program, while CDSS administers the General Child Care Program (CCTR), the Severely Handicapped Program (CHAN), and the Family Child Care Education Home Networks (CFCC) Program. To operate these programs, the State contracts directly with child care centers and Family Child Care Home Education Networks for a fixed number of child care slots. Title 5 contracted programs must meet Title 5 and Title 22 regulations.

**California State Preschool Program (CSPP):** Program that serves eligible three and four-year-old children in both part-day and full-day services that provide a core class curriculum that is developmentally, culturally, and linguistically appropriate for all children. Local Education agencies, community agencies, non-profit agencies, and Family Child Care Home Education Networks can contract with CDE to provide this care.

**General Child Care and Development (CCTR):** Run through CDSS, General child care and development programs are state and federally funded. These programs are center-based, family child care homes that are private and publicly run, and local educational agencies. General child care provides development services for children ages 0-3, and 5-12. General child care focuses on developmentally, culturally, and linguistically appropriate educational components.

**Children with Severe Disabilities (CHAN):** The CHAN program provides federal and state funds for children with exceptional needs with access to child care and development programs up to 21 years of age. The program is located in the San Francisco Bay Area.

**Migrant Child Care and Development Program (CMIG):** For families earning at least 50% of their income through employment in fishing, agriculture, or agriculturally related work during a 12-month period preceding enrollment. The program uses center-based and family child care home networks to serve children aged birth through 12 years and older with exceptional needs. They offer culturally, linguistically, and developmentally appropriate education, parental education, and health and social services referrals as needed. This program is run through CDE and uses Title 5 Education code as its directives.

## VOUCHER-BASED CHILD CARE:

These programs provide payment vouchers for families to obtain care in licensed child care centers, licensed family child care homes, or license-exempt care. The family may choose the type of care that their child receives.

**Alternative Payment Programs (CAPP)** – Administrated through the California Department of Social Services, funded with state and federal funds. They offer a mixed delivery system of care for children using in-home care, family child care, and center-based care. This program helps families choose a service that makes sense for their needs, and APP pays directly to the childcare provider for the parent.

**Migrant Alternative Payment Program (CMAP)-** This program is run through CDSS and uses WIC directives. Eligible families are issued vouchers that can be used to purchase child care at legally operated childcare providers throughout California's Central Valley. This program also services birth through 12 years of age and older children with exceptional needs, and funding follows the families if they move for agricultural work.



EARLY CARE AND EDUCATION PROGRAMS ARE ADMINISTERED THROUGH THE CALIFORNIA DEPARTMENT OF SOCIAL SERVICES (CDSS) AND THE CALIFORNIA DEPARTMENT OF EDUCATION (CDE)



### VOUCHER-BASED CHILD CARE (CONT):

**Emergency Child Care Bridge Program for Foster Children (Bridge Program):** The Bridge Program provides a limited-time voucher to cover child care until there is a long-term childcare placement that is stable to ensure the child and foster family have the best possible support. The Bridge program also offers Trauma-Informed Care training and coaching so providers are better prepared to help provide a nurturing and safe environment.

### CALIFORNIA WORK OPPORTUNITY AND RESPONSIBILITY TO KIDS (CALWORKS)

Recipients of this grant program are required to engage in work or work preparation activities. CalWORKs programs provide an array of welfare-to-work services. Child care is provided with state and federal funds in three stages.

**CalWORKs Stage One:** CDSS administers stage one through county welfare departments. Families engaged in welfare-to-work activities use a voucher to pay for child care.

**CalWORKs Stage Two:** When families is deemed stable, they are moved into stage 2. CDSS contracts with APP agencies for families to use vouchers to pay for childcare.

**CalWORKs Stage Three:** Families who have used all available resources for them in stages 1 and 2 and have been off of cash aid transition to stage 3. If the family's income is below 85% of the SMI, then CDSS contracts with APP to pay for care.

All of these stages can use their vouchers in centers, family child care homes, and licensed exempt care.

### HEAD START AND EARLY HEAD START:

These programs provide comprehensive developmental services for children of low-income families from birth to the start of elementary school. This is a federally funded, federally regulated program that provides full-year, full-day childcare. The California Head Start State Collaboration Office facilitates collaboration between Head State agencies and other entities to benefit low-income children by formulating and implementing local policies and practices that improve care for low-income families. CDSS oversees Head Start.

### TRANSITIONAL KINDERGARTEN (TK)

TK bridges the pre-kindergarten and kindergarten years. It is the first year of a two-year kindergarten program implemented in California for children who are not yet old enough for kindergarten but want to build their social, developmental, and academic skills. A multiple-subject credentialed teacher teaches TK classrooms, and the TK curriculum is based on the California Preschool Learning Foundations and the Kindergarten Common Core Standards. TK is run through CDE.

### UNIVERSAL PRE-KINDERGARTEN (UPK):

UPK is an umbrella term that covers programs for school readiness for pre-kindergarten-aged children. UPK is publicly funded and runs through a mixed delivery system, so parents have the choice that best fits their needs.



# HOW PROVIDERS ARE REIMBURSED

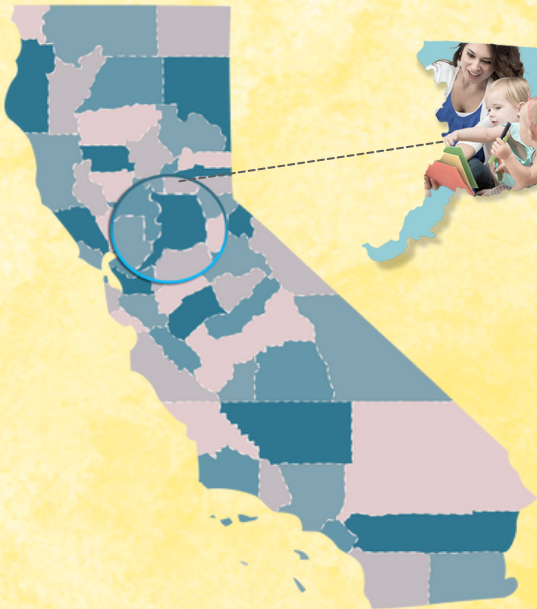


California currently has two systems for reimbursing early learning services: Child care providers meeting Title 22 standards are reimbursed using a Regional Market Rate (RMR) that accounts for geographic economic cost factors, While directly state-contracted early learning centers that meet Title 5 standards, in addition to Title 22 standards, are reimbursed at a flat Standard Reimbursement Rate (SRR).



## SRR

- Contract-based programs - funding based per child.
- One flat fee across state, not based on regional differences.



## RMR

- Voucher-based programs: funded based on slots.
- Slot amount referenced to project number of budgeted slots is the average cost of care for child care in CalWORKs Stage 3.
- RMR survey is conducted every other year.

Program	Payment Type
CalWORKs Child Care	Voucher
Alternative Payment	Voucher
General Child Care	Direct Contract
State Preschool	Direct Contract
Care for Children with Severe Disabilities	Direct Contract
Migrant Child Care	Voucher and Direct Contract



# PARTNERS



We are grateful to the skilled and committed staff members of all the organizations listed above who made this possible.

Their unwavering dedication has helped us to inform, educate, and uplift the needs of families across California.

Thank you to these fearless advocates for working together to make a difference.



Scan this QR code or [click here](#) to see packets for all members of the California State Legislature and additional resources.